

ELECTROCHEMICAL REDUCING OF TERBIUM AND HOLMIUM IONS IN THE SODIUM AND POTASSIUM CHLORIDES MELT WITH EQUIMOLAR COMPOSITION

Vadym Kovalenko

*Department of Analytical Chemistry and Chemical Technology of Food Additives and Cosmetics¹
Competence center Ecological technologies and systems²
vadimchem@gmail.com*

Olga Chernova

*Department of Technology Inorganic Substances and Electrochemical Productions²
olgavc_kirov@mail.ru*

Valerii Kotok

*Department of Processes, Apparatus and General Chemical Technology¹
Competence center Ecological technologies and systems²
valeriykotok@gmail.com*

Sergey Zhykovin

*Department of Technology Inorganic Substances and Electrochemical Productions²
zhykovin@mail.ru*

Ihor Kovalenko

*Department of Inorganic Chemistry¹
il.kovalenko050@gmail.com*

Denis Kondratyev

*Department of Technology Inorganic Substances and Electrochemical Productions²
denis512a@mail.ru*

Viktor Ved

*Department of Equipment Of Chemical Plants¹
251277ved@gmail.com*

Volodymyr Verbitskiy

*National Ecology and Nature Center
19 Vyshgorods'ka str., Kyiv, 04074, Ukraine
National Pedagogical Dragomanov University
9 Pyrogovala str., Kyiv, Ukraine, 01601
vladimir.verbitskiy@gmail.com*

¹*Ukrainian State University of Chemical Technology
8 Gagarina ave., Dnipro, Ukraine, 49005*

²*Vyatka State University
36 Moskovskaya str., Kirov, Russian Federation, 610000*

Abstract

Interest to rare-earth metals (REM) and their alloys is due to the possibility of using them for the creation of new materials need for modern technology. For instance, REM as alloying components allows for preparation of material with special magnetic properties. A promising method for forming such coating is the surface treatment of metals. This process has an electrochemical character as such for the organization of technology the knowledge of kinetics and mechanism of these processes is important. Despite significant interest in rare-earth metals, these issues are not well described in the literature. In order to choose an adequate mathematical model for calculation of kinetic primers, preliminary experiments that allow evaluating the reversibility of the elec-

trode process have been conducted. Based on that, it was concluded that cathodic reduction of terbium and holmium ions in equimolar NaCl-KCl melt is irreversible. By means of voltammetric analysis, kinetic parameters (transfer coefficients, heterogeneous constants of charge transfer rate) of terbium and holmium electroreduction in equimolar NaCl-KCl melt were determined. The experiment was conducted in a three-electrode cell under a purified argon atmosphere. A dependency of kinetic parameters on the concentration of terbium and holmium chlorides wt (%): 1, 3, 5, 7, 10, was determined. The experiment was conducted in 1073–1173 K temperature range. Values of kinetic parameters increase with temperature but decrease with the increase of REM chloride. Based on obtained data, it was found that electroreduction of chloride complexes LnCl_6^{3-} (Ln-Tb, Ho) in equimolar NaCl-KCl melt is irreversible in the studied range of temperatures and REM concentrations. In summary of experimental data, in range of temperature and rare-earth chloride concentration, and assumption was made that reduction of terbium and holmium ions occurs in two stages. The process includes the preceding stage of complex dissociation. A mechanism of LnCl_6^{3-} complex reduction in the mentioned melt is proposed. The obtained results are in agreement with literature data for analogues systems.

Keywords: chloride melts, terbium, holmium, kinetic parameters, voltammetry.

DOI: 10.21303/2461-4262.2019.00980

1. Introduction

Rare-earth compounds and alloys, namely holmium and terbium, possess unique chemical and physical properties, which makes them attractive for metallurgy, electrical engineering, atomic industry [1–3]. One of the promising methods for preparing of REM alloys is surface treatment in melts containing their salts. Effective control over the preparation of these alloys requires knowledge of kinetics and mechanism of cathodic reduction of terbium and holmium ions in salt melt electrolytes. In literature, there is no point of view on the mechanism of cathodic reduction of the rare-earth metal. Authors of works [4–6] assumed that the discharge mechanism is single-stage: $\text{Ln}^{3+} + 3\text{e} \rightarrow \text{Ln}$. In papers [7, 8] researchers point out that reduction mechanism is two-stage: $\text{Ln}^{3+} + \text{e} \rightarrow \text{Ln}^{2+}$; $\text{Ln}^{2+} + 2\text{e} \rightarrow \text{Ln}$. It is known that rare-earth elements in chloride melt form complexes with structure LnCl_6^{3-} , LnCl_4^{1-} and LnCl_4^{2-} . The aim of this work is a complex study on the cathodic reduction process of terbium and holmium. To acquire qualitative characteristics of REM ions discharge, study the influence of conditions (temperature and concentration) in equimolar NaCl-KCl melt. The obtained data allows controlling electrochemical processes occurring in the molten system, which would expand the application of REM in different field of technology.

2. Methods, materials, and instruments for voltammetry study of reduction kinetics of TbCl_3 and HoCl_3 in equimolar NaCl-KCl melt

2. 1. Materials for voltammetry study of reduction kinetics of TbCl_3 and HoCl_3 in equimolar NaCl-KCl melt

The experiment was conducted with the use of methods described in the literature [9, 10]. To prepare the equimolar mixture, analytical grade sodium and potassium chlorides were vacuum dried and mixed in a specific proportion, and then were melted in a quartz cell. Melt was purged with dried hydrogen chloride for 2–3 hours. REM chlorides were dehydrated with carbon tetrachloride vapor according to the literature method [11]. Because the presence of moisture affects experimental results, its presence in chlorides of terbium and holmium was measured using Shimadzu DTG-60. After being exposed to air for less than a minute, moisture content was 0.4 wt. % from initial weight.

2. 2. Instruments for voltammetry study of reduction kinetics of TbCl_3 and HoCl_3 in equimolar NaCl-KCl melt

The mechanism of cathodic reduction of terbium and holmium chloride was studied by means of voltammetry, with scan rate from 0.2 to 20 V/s. Voltammetry curves were recorded using potentiostat-galvanostat P-150I. A three-electrode cell was used in the experiment, with molybdenum working electrode and glassy carbon (SU-2000) crucible also serving as a counter electrode; reference electrode – lead electrode [12]. To prevent the entry of oxygen-containing compounds with the melt, alumina jacket of the lead electrode was coated with titanium nitride.

The experiment was conducted in the temperature range of 1073–1173 K. Concentrations of holmium and terbium chlorides were, % wt.: 1; 3; 5; 7 and 10. To prevent the formation of oxychlorides, the rare-earth chloride samples were weighted in a sealed test tube. Crucible was placed into hermetically sealed fused quartz (Fig. 1).

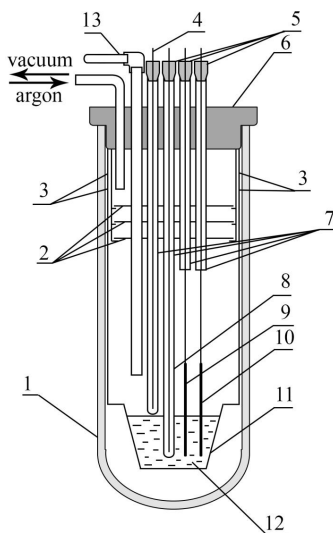


Fig. 1. Experimental cell: 1 – fused quartz cell; 2 – molybdenum shields; 3 – molybdenum holders; 4 – thermocouple (chromel-alumel); 5 – molybdenum current collectors; 6 – vacuum rubber plug; 7 – quartz tubes; 8 – reference electrode; 9 – working electrode; 10 – counter-electrode; 11 – crucible; 12 – melt; 13 – device for loading TbCl_3 and HoCl_3

The cell was heated using a vertical furnace with automatic temperature control. Before the experiment, the cell was hermetically sealed filled with argon. Terbium and holmium chlorides were added to the melt after the cell was filled with argon and heated to experimental temperature. After the experiment, the concentration of REM chloride in the solidified melt was measured by complex titration with Arsenazo I as an indicator.

3. Results of studying electroreduction of TbCl_3 and HoCl_3 in equimolar NaCl-KCl melt

Voltammetry curves are shown in Fig. 2. There are no peaks on background voltammetry curves, which indicate the absence of admixtures in the melt. When terbium chloride (Fig. 2, a) and holmium chloride (Fig. 2, b) are added to equimolar NaCl-KCl melt, a peak appears on voltammetry curve.

Reversibility was evaluated according to known criteria [13]. Knowing the nature of the deleted stage allows for a justified choice of formulas evaluating kinetic parameters.

Reversibility criteria in voltammetry are a potential difference of peak and half-peak [13], calculated from equation (1) for a reversible process.

$$E_{p/2} - E_p = 2.20 \frac{RT}{zF} = \text{const}, \quad (1)$$

where E_p – peak potential, B; $E_{p/2}$ – half-peak potential, B; z – number of electrons; R – universal gas constant; F – Faraday constant.

Comparison of calculated and experimental values of $E_{p/2} - E_p$ at $V=5$ V/s are shown in Table 1. Similar values have been obtained for another condition of the experiments.

A significant difference between experimental and theoretical values allows concluding that the process occurs irreversibly. Analysis of cyclic voltammetry curves, namely difference between cathodic (E_{cp}) and anodic (E_{ap}): $E_{ap} - E_{cp} = 0.274$ B (discharge of terbium ions) and $E_{cp} - E_{ap} = 0.263$ B (discharge of holmium ions), also indicates irreversibility of terbium and holmium discharge in

equimolar NaCl–KCl melt (**Fig. 3**). Our conclusion on the irreversibility of terbium and holmium discharge in chloride melts is in agreement with work [14].

Table 1

Experimental and calculated values of $E_{p/2}-E_p$, V

Depolarizer	C=1 % wt. T=1073 K		C=5 % wt. T=1123 K		C=10 % wt. T=1173 K	
	theor.	exp.	theor.	exp.	theor.	exp.
TbCl ₃ ³⁻	0.20	0.50	0.21	0.49	0.22	0.48
HoCl ₃ ³⁻	0.20	0.46	0.21	0.46	0.22	0.47

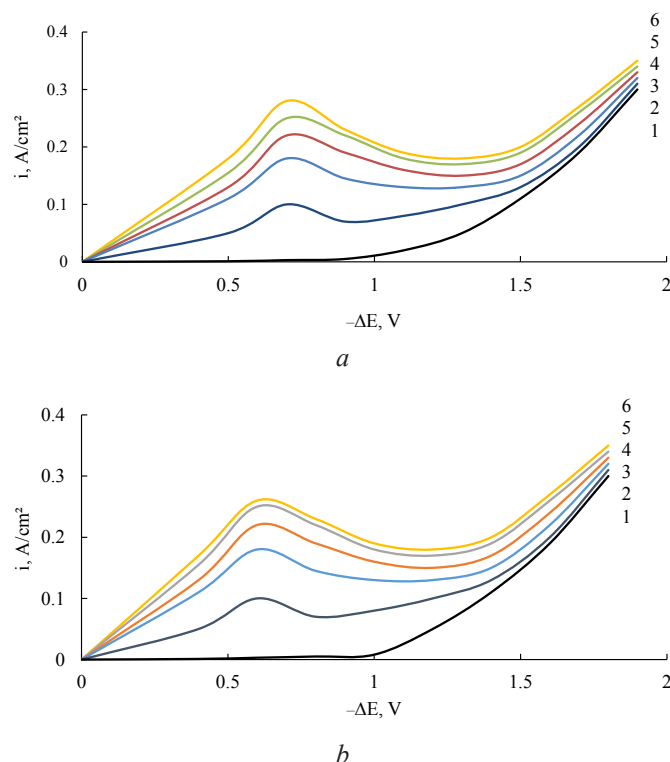


Fig. 2. Typical voltammetry curves (scan rate 1 V/s (1–3) and 5 V/s (4–6)): *a* – background curve of NaCl–KCl melt (1), curve of NaCl–KCl–TbCl₃ melt with different concentration TbCl₃ (2–6), for C=1 % wt., T=1073 K (2), C=10 % wt., T=1173 K (3), C=1 % wt., T=1073 K (4), C=5 % wt., T=1123 K (5), C=10 % wt., T=1173 K (6); *b* – background curve NaCl–KCl melt (1), curve of NaCl–KCl–HoCl₃ melt with different concentration HoCl₃ (2–6), for C=1 % wt., T=1073 K (2), C=10 % wt., T=1173 K (3), C=1 % wt., T=1073 K (4), C=5 % wt., T=1123 K (5), C=10 % wt., T=1173 K (6)

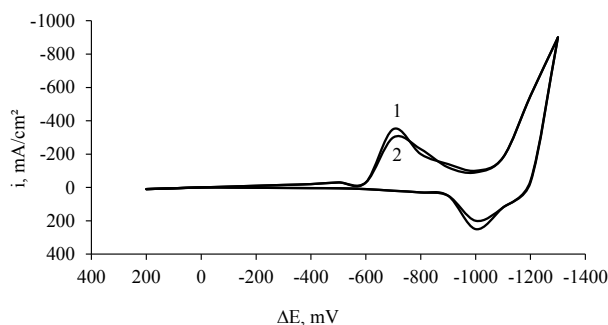


Fig. 3. Cyclic voltammetry curves of NaCl–KCl+5 wt. % LnCl₃, at T=1123 K and scan rate of 0.5 V/s: 1 – TbCl₃, 2 – HoCl₃

Values αz and k_{fh}^0 for the irreversible process can be calculated from equation (2) [13].

$$E_p = -1.14 \frac{RT}{\alpha z F} + \frac{RT}{\alpha z F} \ln \frac{k_{fh}^0}{D^{1/2}} - \frac{RT}{2\alpha z F} \ln \alpha z V, \quad (2)$$

where αz – transfer coefficient, k_{fh}^0 – heterogeneous constant of charge transfer rate.

Parameter calculation results are listed in **Tables 2, 3**.

Table 2

Values of αz

T, K	Concentration of REM chloride, % (wt.)									
	1		3		5		7		10	
	TbCl ₃	HoCl ₃	TbCl ₃	HoCl ₃	TbCl ₃	HoCl ₃	TbCl ₃	HoCl ₃	TbCl ₃	HoCl ₃
1073	0.63	0.58	0.55	0.54	0.54	0.48	0.54	0.54	0.55	0.54
1098	0.65	0.63	0.62	0.61	0.59	0.61	0.58	0.54	0.58	0.54
1123	0.65	0.64	0.63	0.60	0.60	0.59	0.57	0.55	0.58	0.53
1148	0.69	0.65	0.65	0.61	0.62	0.58	0.60	0.60	0.59	0.59
1173	0.70	0.68	0.66	0.61	0.65	0.63	0.64	0.63	0.60	0.60

Table 3

Values of $k_{fh}^0 \cdot 10^3$, cm/s

T, K	Concentration of REM chloride, % (wt.)									
	1		3		5		7		10	
	TbCl ₃	HoCl ₃	TbCl ₃	HoCl ₃	TbCl ₃	HoCl ₃	TbCl ₃	HoCl ₃	TbCl ₃	HoCl ₃
1073	0.69	0.65	0.27	0.23	0.25	0.15	0.25	0.11	0.11	0.11
1098	0.85	0.71	0.30	0.24	0.26	0.13	0.27	0.13	0.13	0.14
1123	0.98	0.79	0.29	0.24	0.31	0.20	0.30	0.14	0.14	0.11
1148	1.03	0.84	0.30	0.27	0.34	0.23	0.33	0.19	0.20	0.12
1173	1.07	0.87	0.44	0.29	0.45	0.25	0.37	0.19	0.27	0.16

From **Tables 2, 3** it can be seen that with increasing temperature, αz and k_{fh}^0 increase, while decrease with increasing concentration, which is in agreement with the literature [22].

4. Discussion of results of studying electroreduction of TbCl₃ and HoCl₃ in equimolar NaCl–KCl melts

According to literature data, REM in chloride melts exists primarily in the form of the complex. Our previous study [15] revealed that the electrode process is complicated by the preceding chemical reaction. According to [13], the kinetic current is related to the dissociation of complexes and it was assumed that reaction preceding electrode process is the dissociation of LnCl_6^{3-} : $\text{LnCl}_6^{3-} = \text{LnCl}_4^- + 2\text{Cl}^-$.

Based on obtained values of $\alpha z < 1$, it can be assumed that electroreduction of LnCl_6^{3-} (Ln–Tb, Ho) occurs in two stages. The first stage is $\text{LnCl}_4^- + e \rightarrow \text{LnCl}_4^{2-}$. Stage-wise process of REM ions is described in works [16–19]. During the experiment, one peak was observed on voltammeter curves. This allows assuming that the second stage of cathodic reduction of LnCl_4^{2-} to Ln occurs simultaneously with the reduction of sodium and potassium. In chloride melts, REM exists in the form of

complex anions with coordination numbers of 6 and 4 [20, 21]. Reduction of terbium and holmium is complicated by chemical reaction, which is the dissociation of LnCl_6^{3-} into LnCl_4^- .

Obtained data is in good agreement with previously data for salt melts obtained by other authors [22, 23].

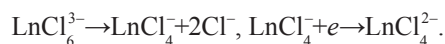
5. Conclusions

Process of electroreduction of terbium and holmium at inert molybdenum electrode in equimolar NaCl-KCl melt, have been studied by means of voltammetry.

Analysis of obtained voltammetry curves revealed that reduction of REM chloride complexes is irreversible at studied temperature and concentration ranges.

Kinetic parameters of terbium and holmium electroreduction at following conditions (temperature range 1073–1173 K, concentration 1–10 % (wt.)) have been determined. For terbium electroreduction transfer coefficients are 0.54–0.70 (arb. unit), heterogeneous constants of charge transfer rate are $0.11 \cdot 10^3$ – $1.07 \cdot 10^3$ cm/s, for holmium electroreduction transfer coefficients are 0.48–0.68 (arb. unit), heterogeneous constants of charge transfer rate are $0.11 \cdot 10^3$ – $0.87 \cdot 10^3$ cm/s.

In summary of obtained data on electroproduction of LnCl_6^{3-} (Ln–Tb, Ho) in equimolar NaCl–KCl melt on molybdenum electrode, in 1073–1173 K temperature range and terbium chloride concentrations of 1–10 wt. %, includes following stages:



References

- [1] Giliarova, A. A. (2018). Rare earth metals: application of Hi-Tech and potential of Kola peninsula. Economics and business: theory and practice, 3, 40–45.
- [2] Petrov, I. M., Naumov, A. V. (2012). The current state of the global market for rare earth metals and Russian prospects in this market. University news. Non-ferrous metallurgy, 2, 61–71.
- [3] Kuznetsov, S. A. (2007). Electrochemistry of rare-earth, rare metals in salt melts and the synthesis of new compounds and functional materials based on them. Tez. reports XIV Vseross. conf. on physical chemistry and electrochemistry of ionic melts and solid electrolytes. Moscow: Ekaterinburg IVE UB RAS, 1, 110.
- [4] Kushkhov, K. B., Chuksin, S. I., Zhanikaeva, Z. A. (2013). Electroreduction of neodymium and praseodymium ions in equimolar KCl–NaCl and eutectic KCl–NaCl–CsCl melts at a tungsten electrode. Russian Metallurgy (Metally), 2013 (8), 610–616. doi: <https://doi.org/10.1134/s0036029513080077>
- [5] Castrillejo, Y., Bermejo, M. R., Díaz Arocas, P., Martínez, A. M., Barrado, E. (2005). Electrochemical behaviour of praseodymium (III) in molten chlorides. Journal of Electroanalytical Chemistry, 575 (1), 61–74. doi: <https://doi.org/10.1016/j.jelechem.2004.08.020>
- [6] Kushkhov, H. B., Kalibatova, M. N., Vindizheva, M. K., Mukozheva, R. A. (2017). The investigation of lanthanum-ions electroreduction on tungsten electrode in equimolar NaCl–KCl melts at T = 973K. Journal Melts, 2, 142–152.
- [7] Novoselova, A. V., Smolenskii, V. V. (2013). Electrochemical and thermodynamic properties of lanthanides (Nd, Sm, Eu, Tm, Yb) in Alkali metal chloride melts. Radiochemistry, 55 (3), 243–256. doi: <https://doi.org/10.1134/s1066362213030016>
- [8] Uehara, A., Fukasawa, K., Nagai, T., Fujii, T., Yamana, H. (2011). Separation of Nd metal by using disproportionation reaction of Nd(II) in molten chlorides. Journal of Nuclear Materials, 414 (2), 336–339. doi: <https://doi.org/10.1016/j.jnucmat.2011.05.004>
- [9] Myrnov, M. V. (1973). Elektroodnye potentsialy v rasplavlennykh khloridakh. Moscow: Nauka, 247.
- [10] Polyakov, E. G., Stangrit, P. T. (1993). Methodical specifics of electrochemical research on halogenide melts with rare elements. Journal Melts, 2, 17–27.
- [11] Revzin, G. E. (1967). Anhydrous chlorides of rare-earth elements and scandium. Methods for the production of chemical reagents and preparations: a collection. Moscow: IREA, 16, 124–129.
- [12] Smirnov, M. V., Chebotin, V. N. (1970). Ion activity in molten salts. Trudy institute elektrokhemii UFAN SSSR, 16, 3–16.
- [13] Galius, Z. (1974). Teoreticheskie osnovy elektrohimicheskogo analiza [Theoretical basics of electrochemical analysis]. Moscow: Mir, 552.
- [14] Kushkov, Kh. B., Zhanikayeva, Z. A., Chuksin, S. I. (2009). Electroreduction of neodymium ions in chloride melts. Melts, 3, 51–59.
- [15] Chernova, O. V., Zhykovin, S. V., Kondratyev, D. A. (2016). The kinetics of the recovery of holmium ions from equimolar melt NaCl–KCl. Symbol of Science, 4, 31–32.

- [16] Kushkhov, K. B., Vindizheva, M. K., Karashaeva, R. A., Tlenkopachev, M. R. (2010). A study of samarium ions electroreduction at various electrodes in KCl-NaCl-CsCl melt at T=823 K. Russian Journal of Electrochemistry, 46 (6), 691–701. doi: <https://doi.org/10.1134/s1023193510060145>
- [17] Qi, X., Zhu, H. M. (2005). Reduction behavior of cerium (III) ions in NaCl–2CsCl melt. Rare Metals, 24 (1), 8–14.
- [18] Ivanov, A. B., Sobolev, A. A., Volkovich, V. A., Vasin, B. D. (2015). Electrochemical and spectro-electrochemical study of the ytterbium behavior in the molten eutectic mixture of sodium chloride and cesium chloride. Melts, 1, 56–63.
- [19] Kushkhov, K. B., Vindizheva, M. K., Mukozheva, R. A., Tlenkopachev, M. R., Nafonova, M. N. (2012). Investigation of the electroreduction of lanthanum ions on a tungsten electrode in halide melts at T = 823 K. Melts, 1, 50–59.
- [20] Astakhova, I. S., Goriushkin, V. F. (1992). Periodichnost izmenenia kristallograficheskikh svoistv khloridov lantanidov [Periodicity of the change of crystallographic properties of lanthanide chloride]. Zhurnal neorganicheskoy khimii, 37 (4), 707–714.
- [21] Smyrnov, M. V. (1973). Elektrodnye potentsialy v rasplavlennykh khloridakh [Electrode potentials in the melted chloride]. Moscow: Nauka, 1973. 247 p.
- [22] Delimarskiy, Yu. K. (1978). Elektrokhiimiya ionnykh rasplavov [Electrochemistry of the ionic melts]. Moscow: Metallurgiya, 248.
- [23] Delimarskiy, Yu. K. (1980). Elektrokhiimiya ionnykh rasplavov [Electrochemistry of the ionic melts]. Kyiv: Naukova dumka, 328.

Received date 21.07.2019

Accepted date 16.08.2019

Published date 17.09.2019

© The Author(s) 2019

*This is an open access article under the CC BY license
(<http://creativecommons.org/licenses/by/4.0>).*